

As a result of the world leaders experience, the GYSPOT INVERTER PTI-G is the spot welder of the future. The on-board intelligence guarantees full automation, offering bodyshops the ability to increase their efficiency: Genius G-clamp with pneumatic over-opening, easy arm positioning without adjustment, motorised overhanging arm providing a wide working area. It is the most advanced machine for the active bodyshop. It is the most advanced machine for the active bodyshop.



**Innovative clamp with integrated transformer**

- Light weight of 11.3 kg with the G1 arm.
- 80 mm of automatic opening capacity (20 mm at rest)
- Manual over-opening of the arm for access to difficult areas (200 mm release)
- Brass clamp support and arm-base for an optimal electrical contact (effortless maintenance).
- The double action feature ensures quick arm removal without the use of tools.
- Automatic cooling connection.
- Remote controlled clamp (opening, welding, adjustments validation)
- Lockable Gyroscope, ball bearing, integrated into the clamp body.
- High duty cycle (18 points/min)
- Optional G9 arm suitable with auto mode.
- Optional single-point gun (option).

**ADJUSTABLE OVERHANGING ARM**

- Extends 120cm from the power source
- Motorised overhanging arm to adapt the working height.
- Offset balancer from the work area.
- Rubber protections at the end of moving parts.

**SMART WELDING**


- AUTO Mode: the machine automatically recognizes - steel type, sheet-metal thickness, Panel bond presence and insulating material between HSS/VHSS/UHSS/Boron sheet-metal.
- Traceability: The recording feature saves the characteristics of each welding spot performed to the SD card provided
- Easy transfer of saved reports to PC.





**HIGH PERFORMANCE**

- Welding current: 14 500 A.
- Clamping force: 550 daN with 8 bar air pressure.
- Liquid cooling of the entire transformer, rectifier, electrodes and caps.
- The new design of the G-clamp cylinder and welding algorithm maximises productivity
- User friendly navigation using the 5.7" LCD screen.
- Automatic adjustment of the pressure between electrodes.
- Spot count feature to determine when you need to change the caps.

**ROBUST AND MOBILE**

- Reinforced and manoeuvrable trolley with 30-litre coolant tank.
- Expander on the front wheels for better stability.
- Integrated 6-arm support.



			Spots/min (max)	I <sub>RMS</sub>	U <sub>0</sub>	 mm					IP	
50/60Hz	A		2.5+2.5	A	V				cm	kg		
200 V 208 V 220 V 240 V	50 A (D)		20	12 500 A 13 000 A 14 500 A 14 500 A	6.6 V 6.9 V 7.3 V 7.9 V	2.5 + 2.5 + 2.5	1.5 + 3	8m 4xAWG8 (500W)	71 x 90 x 200	100	IP 20	

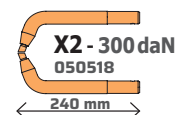
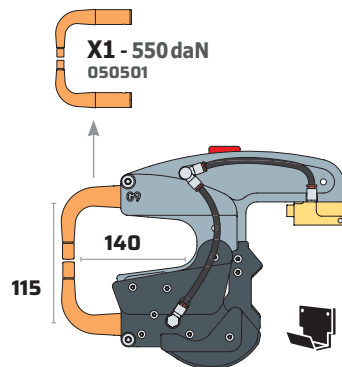
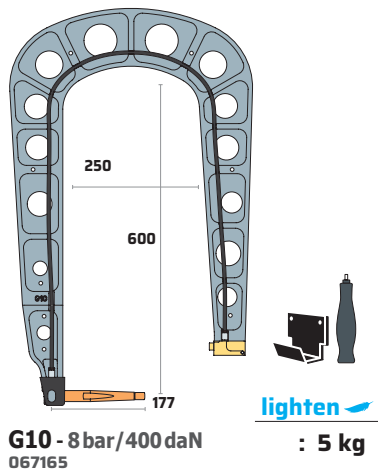
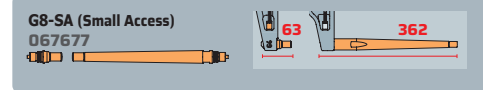
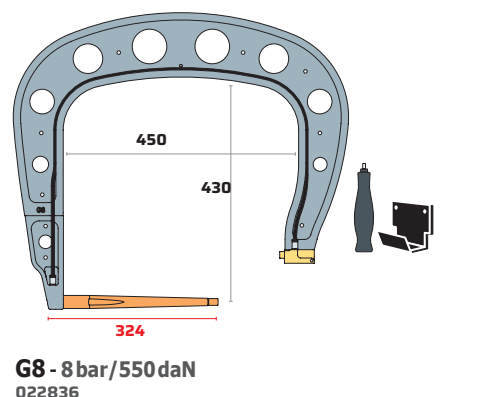
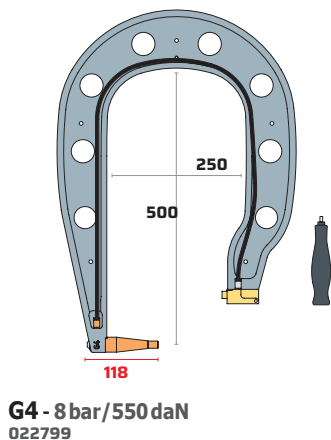
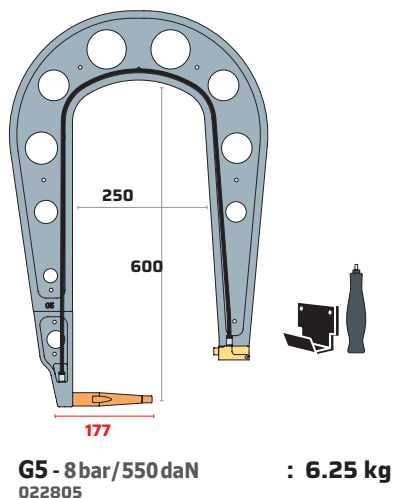
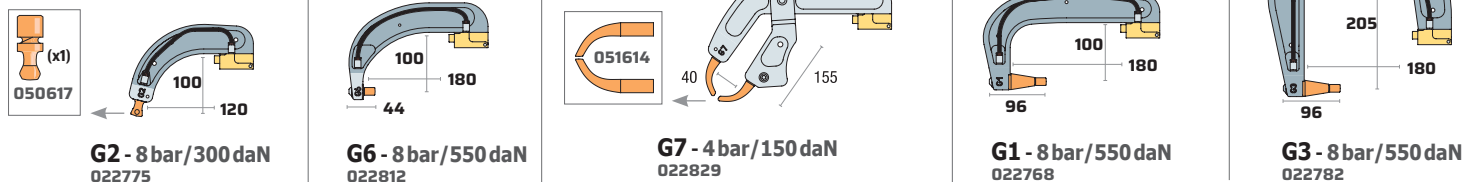
## AN EXCEPTIONALLY LONG, EFFICIENT AND ADJUSTABLE OVERHANGING ARM

Easy to handle, adjustable and motorised, the new overhanging arm allows the height to be adapted to all working conditions.

- Very wide working area
- Extends 120 cm from the power source.
- Rotates up to 30°.
- Foldable to optimise space



## ISOLATED ARMS (OPTIONS)



G9 + X1 - 550 daN - 022881

